




HOLIDAY HOME PLAY



Summer vacation is just round the corner. To keep our little ones indoors in the sweltering heat and to utilize their time with constructive and creative activities, we are sending a few assignments that would help the children get a grasp of the work done in the school.

For summer break, we have planned some activities /worksheet/project for your child to enhance his/her learning skills in a fun filled way.



I AM SPECIAL

Try to memorize your own address and phone number.

“FINE MOTOR SKILLS”

Fine motor skills are those that involve a refined use of the small muscles which control the hand, fingers and thumb.

With the development of these skills, a child is able to complete important tasks such as writing, feeding oneself, buttoning etc.

These activities gradually develop through experience and exposure to variety of activities.

To develop “fine motor skills” let your child indulge in activities like:-

Mashing potatoes


Rolling chapattis

Shelling out peas

Zipping and unzipping

Buttoning and unbuttoning

Opening and closing the bottle cap /tiffin lid




Turning pages of a book

Squeezing bath sponges

Watering plants using spray bottle

Scribbling with thick crayons.

Tear and paste etc.



FOR THE PARENT



As a parent it is important to invest your time with your little ones. We are sharing tips for you to make the vacation a fruitful and happy period for them.

😊 **Be a friend:** - Play games with your child like-carrom, scrabble etc.

😊 **Explore Nature:** - Take your child for a morning walk, count trees cars, stones flowers etc. while going for a walk.

😊 **Sharpen Memory:**-Put a few things on a tray show the tray to your child for a while and then cover the tray. Ask your child to name the objects which were in the tray. This activity will help enhancing the memory and vocabulary of your child.

😊 **Have at least two meals together with your children.**


😊 **Spend time with the grandparents and let your child bond with them.**

😊 **Allow your child to play indoors.**

😊 **Get some story books with colorful pictures for your kids.**

😊 **Keep your child/ren away from TV, Mobiles, Computers and other electronic gadgets.**

😊 **Avoid giving junk food.**






LOTS OF PLAY, LOTS OF FUN,
WITH YOUR FRIENDS,
BUT NOT UNDER SUN!
HAVE FRESH JUICE & KEEP COOL!!!
IT'S SUMMER HOLIDAYS.
ENJOY AND COME BACK TO SCHOOL!!!



PROJECT WORK



MAKE HEY WHILE THE SUN SHINES: - Make a simple pinwheel with coloured papers.

MY OWN NOTEBOOK

Follow the instructions given below:-

1. Color the flowers on this notebook.

2. How old are you?

Write the number in the triangle.



3. What is the color of your hair?

Fill the circle with that color.


4. What is the color of your eyes?

Fill the square with that color.

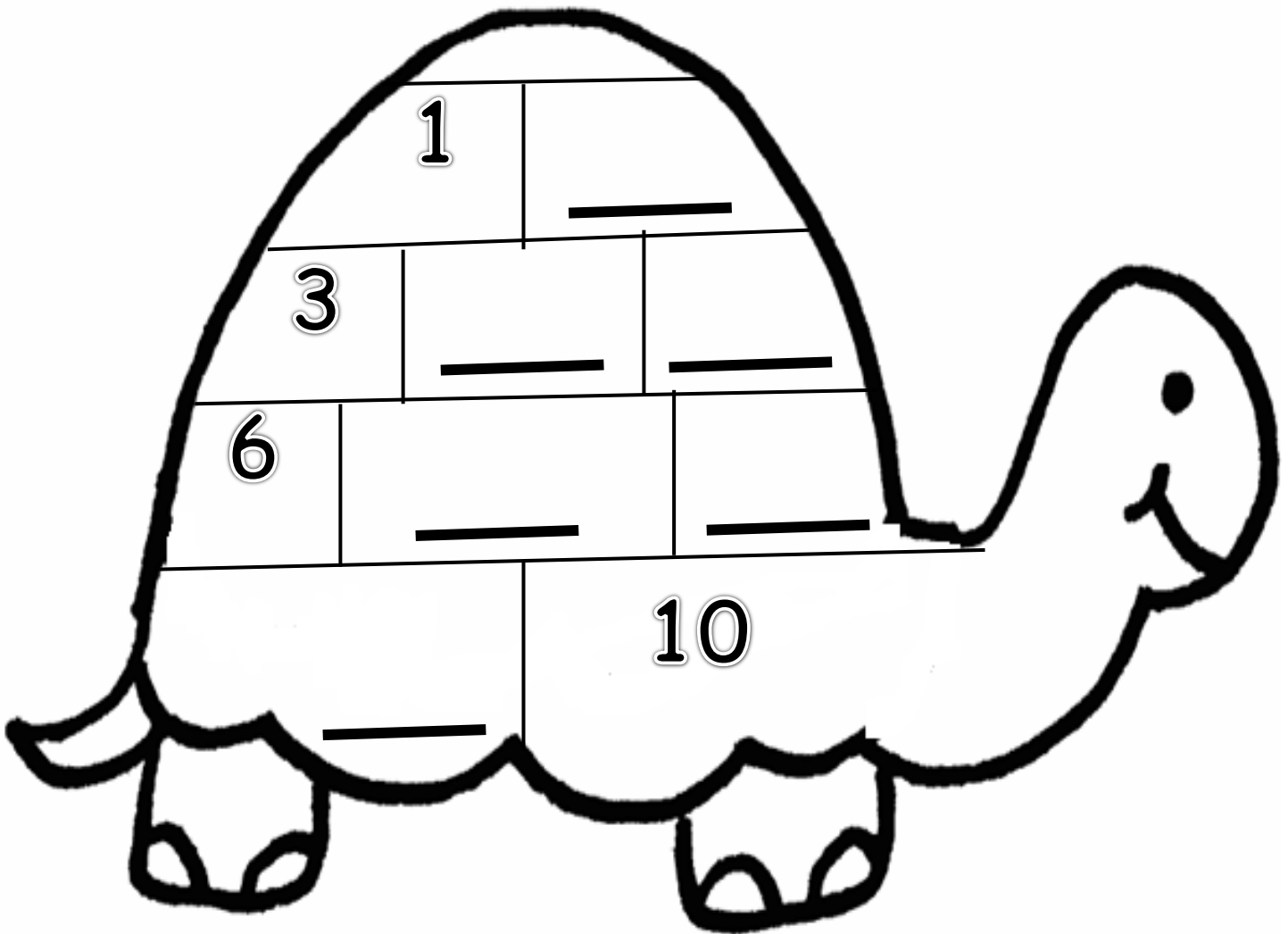
5. Write your first name in the oval.



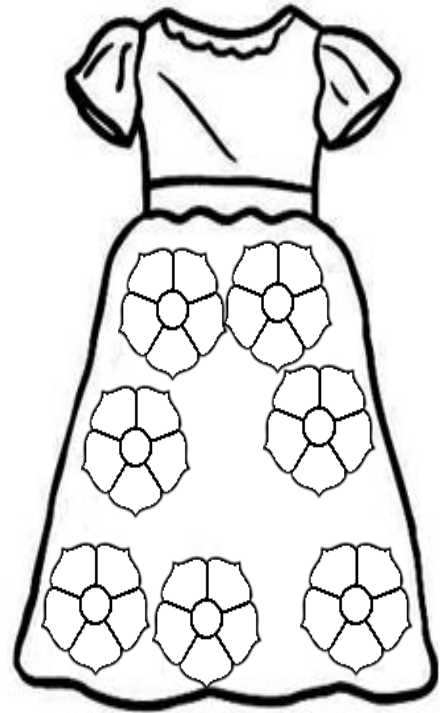

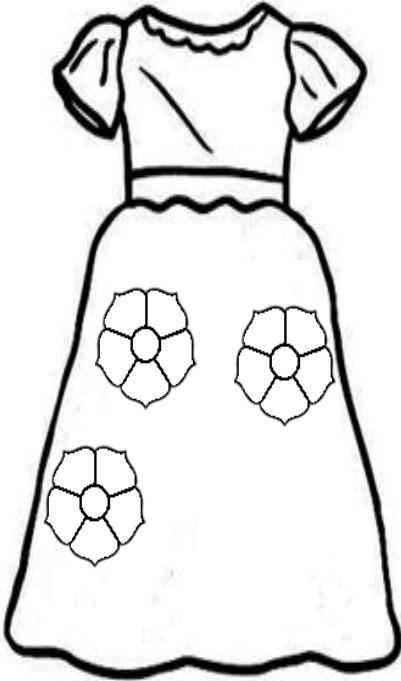
Join the dots to complete the picture and color it.



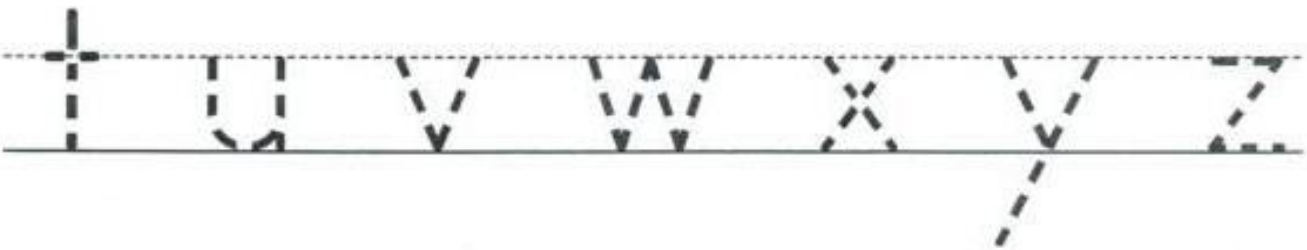
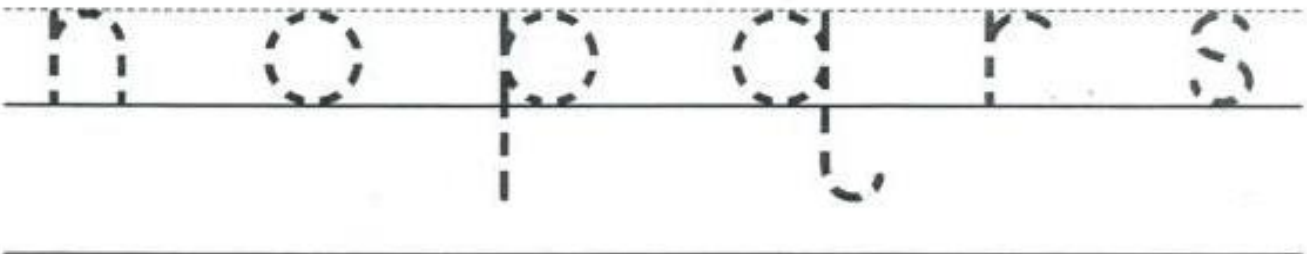
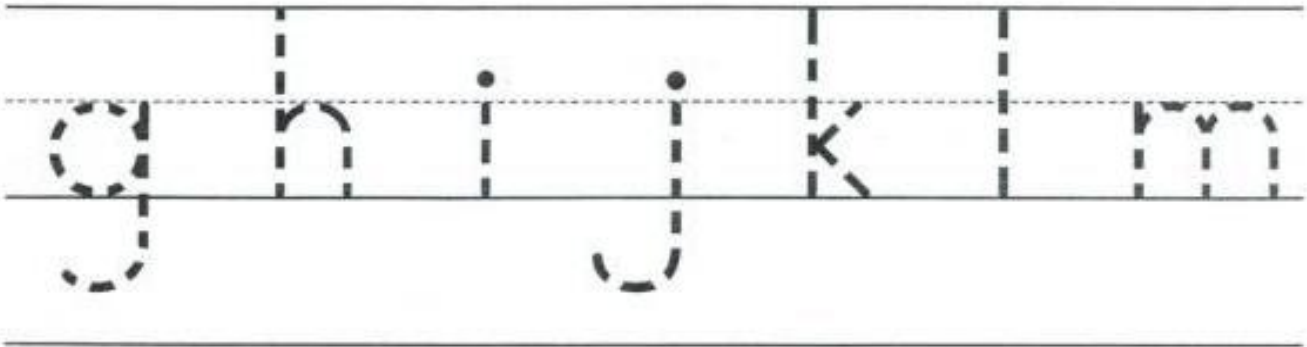
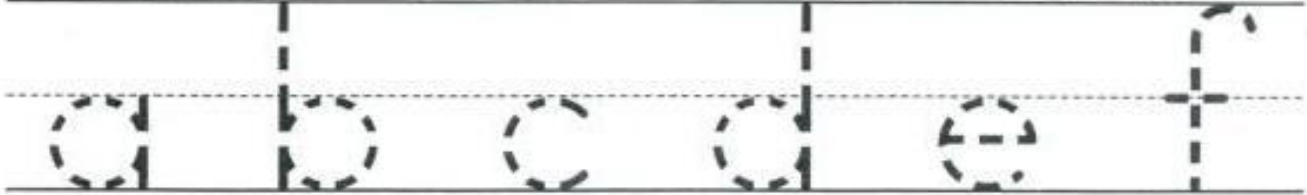
Write the missing numbers




Draw 1 more flower in each frock and then write how many flowers in the box



Trace the letters from a to z.




Take some wool and paste it on the sheep given below



Colour the given picture

The Five Pillars of Islam



Recite the following every day.

Du'as

- 1. Du'a when ascending*
- 2. Du'a when descending*
- 3. Du'a on sneezing*
- 4. Du'a before and after meals*

Surahs

- 1. Surat-ul-Fatiha*
- 2. Surat -ul -Ikhlas*
- 3. surat -un-Naas*

Beautiful names of Allah

- 1. Ar-Rahmaan*
- 2. Ar-Raheem*
- 3. Al-Malik*
- 4. Al-Quddoos*
- 5. As-Salaam*
- 6. Al-Mumin*
- 7. Al-Muhaimin*
- 8. Al-Aziz*



*THE WONDERS OF WHERE WE ARE AND
WHERE WE WILL BE,*

*WHAT WE DO AND WHAT WE SEE, WHAT
WE FIND AND WHAT WE SEEK,*

*NOT EVERYONE KNOWS AND I JUST
WONDER.....*

*MOM AND DAD COULD YOU SPEND SOME
TIME WITH ME!!!!*

